

Hello! This is Nakabori Akemi. I am going to talk about 'the Do(cuirass)of Tosei Gusoku style armour'.



The change of Do

Yayoi, and Kofun (Tumulus) Periods

Tanko(short metal body armour) and Keiko

Heian ~ Muromachi Periods

Domaru armour, Haramaki and Haraate

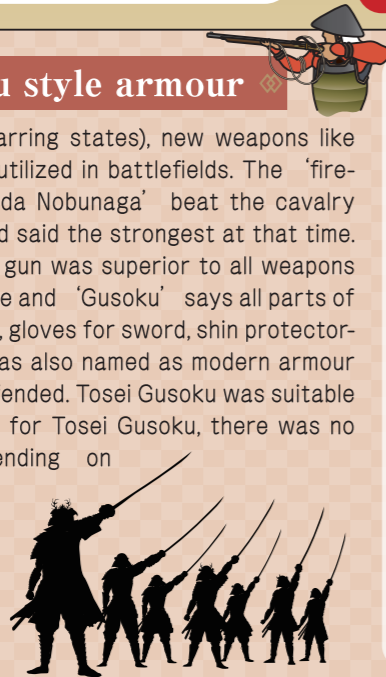
written about them in this article

Sengoku Period~

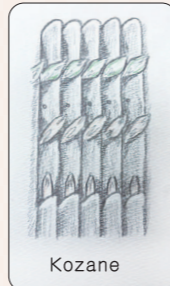
'The Do of Tosei Gusoku style armour'.

The Do of Tosei Gusoku style armour

During the Sengoku Period (period of warring states), new weapons like guns including spears and bows came to utilized in battlefields. The 'fire-arms unit' reportedly introduced by 'Oda Nobunaga' beat the cavalry which was led by 'Takeda Katsuyori' and said the strongest at that time. Because of that, the awareness that the gun was superior to all weapons was common. 'Tosei' means a current style and 'Gusoku' says all parts of arms (helmets, masks, shoulder protectors, gloves for sword, shin protector-sand so on) are provided. Tosei Gusoku was also named as modern armour which had perfect capabilities of being defended. Tosei Gusoku was suitable for both cavalry and infantry battles. As for Tosei Gusoku, there was no discrimination of armour style depending on warriors' ranks like Oyoroi for high-class commanders and like Keiko for lower-class soldiers. And it functioned as uniforms of one team and as well as identification friend or foe. It also had an effect to unite as one group.




The number of battles all over Japan were increasing explosively in Sengoku Period. So, there was no time to make a lot of armour with spending time. When armourers created Oyoroi, Domaru armour, Haramaki and Haraate, they connected strip shaped boards made of iron and leather which were called 'Kozane' with silk thread and leather straps and completed them. But that needed long time to bind each Kozane one by one. Due to the trend of such times, the armourers tied firm iron plates and similar materials and were going to produce strong Do for protecting the body of warriors simply. That is 'Itamono Do'.



Kozane

Mogami Do


This was DO which was interlaced and produced by 'Sugake Odoshi', the technique to tie rectangle boards together one by one in piles with thread. Another method to link plates with four hinges was also introduced. That contributed the progress of Tosei Gusoku armour style which had various kinds. And this style made it possible to create Do with only rectangle boards. By these manufacturing methods, the process of making armour was shortened dramatically and they enabled to produce simple and tough DO which was demanded for Tosei Gusoku armour style. Mogami Do can be said a pioneer of Tosei Gusoku style armour as well. (It is said to be made in Mogami Region- currently in Yamagata Prefecture).



Sugake Odoshi

Okegawa Do

This is Do to link each one plate with hinges, not threads, and fix it. Yoko-hagi Do nailing horizontally long iron plates together and Tatehagi Do connecting vertically them in conjunction are collectively called Okegawa Do. Okegawa Do looks like the side (Gawa) of Japanese tub (Oke). You can most often find this style of Tosei Gusoku armour. By the way, in order to put on and taken off the armour easily, the stuff to split Do into two (front and rear) parts and connect them with a hinge on the left side is 'Nimai Do' (Nimai means 'two') and the other stuff to split Do into five pieces is called 'Gomai Do' (Gomai means 'five').



What was required for Tosei Gusoku style armour was toughness and easiness. But I feel that it never means being made poorly. It shows that armourers created Do to save the lives of soldiers by their fine skills and ideas. I am going to tell you another DO to improve Mogami Do and Okegawa Do more in the next column.

How about this Yamatodamashii? We need your opinions and feedbacks more. We are waiting for them!

Please write as 'Sub: reply to the newsletter' and send it to us



Homepage : <https://daimyou-armor.com/>

The 3rd floor, 2-1, Kurihara-cho, Onomichi-shi, Hiroshima, Japan

Mail Address : daimyou51@gob.enjoy.ne.jp

TEL : +81 (0)848 29 3936 FAX : +81 (0)848 29 3937

有限会社

大名

Daimyo Company Co., Ltd.

We deliver 大和魂 Vol.55 Aug. 2023

The Philosophy of Daimyou Ltd.

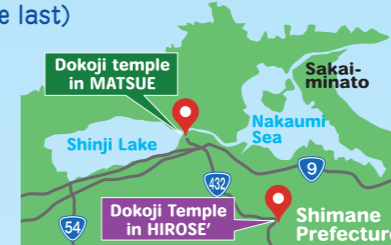
The Philosophy of Daimyo Company Limited. Under our slogan of 'We deliver the YAMATODAMASHII', the Daimyo Ltd offers information about the Japanese history and antique goods and aims at guiding our customers to the old Japanese world by fulfilling our customers demands to antique gears.

The incident-filled journey of Daimyo

We had a trip to explore 'Gassantoda Castle', one of the 100 best castles in Japan, and 'Amago Tsunehisa', one of as the three major military generals skilled at strategy in Japan.

Hello! This is Shimatani Takako. We made an incident-filled journey (historical filed trip) of Daimyo after three years' interval! We went through Shimanami Sea Route from Onomichi-shi, Hiroshima Prefecture and arrived at Shimane Prefecture, our destination, in 140 minutes approximately. This place is for Amago Tsunehisa which was written in the article of HANAEMON's 'I am going to make you back in the times!' (Vol. 53-the newsletter before last)

First of all, we thought we visited Dokoji Temple where the tomb of Amago Hisatsune was settled. But, OMG! We made a mistake about 'Dokoji Temple'. The place we arrived was the 'Dokoji Temple in MATSUE'. There was another 'Dokoji Temple'. The temple where the tomb of Hisatsune was placed was the 'Dokoji Temple in HIROSE'. I expect you will have no error like us.



Dokoji Temple in HIROSE

There are various views about when the temple was originated. But it is said to be in 1468. Amago Kiyosada, the father of Amago Tsunehisa, founded the temple at Kanao, Takanoyama, in Bingo Province. You can find the Yakushi-do hall in the precinct. In it, Yakushi Nyorai (Healing Buddha) is placed, which is said the actual origin of Dokoji Temple. When Hisatsune entered Gassantoda Castle and was annoyed with his sickness, he made his earnest supplications to the Yakushi Nyorai. After that, Hisatsune had allegedly recovered completely by dreaming of Yakushi Nyorai's spirit strangely.



The scenery of Gassantoda Castle spread out before my eyes.

Our field trip

Itinerary

Departure

Dokoji Temple (the tomb of Amago Hisatsune)

The place of one-on one battle by Yamanaka Shikanosuke

'Lunch'

The history archive centre

The site of Gassantoda Castle

Arrival



I am very happy to meet you, Mr. Amago



The tomb of Enya

the grandson of Yamanaka Kanbee, who had absolute trust with Amago Tsunehisa each other and stood for leading to the re-emergence of Amago Clan.

The place of one-on-one battle by Yamanaka Yukimori (Shikanosuke)

This place was planned and created by Hirose Mikaduki Boy Scouts in order to commemorate the 2,600 years of the Imperial Era. In 1565, Mori Force attacked Gassantoda Castle where Amago Clan lived for destroying Amago Clan. The well-guarded castle and resistance by Amago Force made the battle never-ending. Shinagawa Masakazu, a soldier of Mori Force who wanted to raise his status as a warrior, decided to win Yamanaka Yukimori, a commander of Amago Force who was known for his military prowess, with a single combat. Masakazu applied this fight to Yukimori. Shinagawa Masakazu changed his name to 'Taragi Ookaminosuke Kastsumori' in order to defeat Yamanaka Shikanosuke (Yukimori). This name was said to have two meanings. The first meaning was that horns of deer (Shika) molt when new Aralia Sprouts (Tara) appear. The second meaning was that I was a wolf (Ookami) to eat a deer (Shika).

Masakazu applied one-on-one struggle.
Yukimori agreed with it and jumped in Toda River. But...
Masakazu had some arrows and aimed at Yukimori.
 Another commander of Amago Force: 'you are so unfair! Battle on the ground with your sword!'. This commander cut the string of bow Masakazu had with his Karimata arrowhead.
Masakazu drew his sword and slashed at Yukimori
 The battle with swords by Yukimori and Masakazu. They kept on having a fierce battle for about two hours. But the battle did not end.
Masakazu: 'ok, next, let's make a scuffle and finish this battle'
Yukimori: 'I got it.'
Yukimori and **Masakazu** started a dogfight. Masakazu overwhelmed and suppressed Yukimori with his power.
Yukimori scooped out Masakazu's thigh with his short sword twice from the bottom, drove weakened Masakazu back and reversed the situation. Finally, Yukimori succeeded in cutting off Masakazu's head and killing him.
 This single combat made the military name of Yukimori well-known and enabled Amago Force to boost its power. However, it allegedly had little effect to whole progress of battle.

Despite accepting what the opponent requested, Yukimori had won finally. What a cool man he was!




'I WOULD RATHER SUSTAIN ALL KINDS OF TROUBLES MYSELF THAN SEE THE CLAN OF MY LORD FALL INTO RUIN.'

just like what Yukimori said. I think his attitude to face any difficulty is very excellent.

Lunch

The seafood in Sanin Region Robata Kaba Yasuki Station Branch



Tasty!!

We placed the same orders.



The set menu of Chirashi Sushi using seafoods and Soba noodles

When it comes to Soba noodles, the Japanese Sake is the best partner! Oh, I am so happy!



After drinking some Sake, we need to eat another bowl of noodles.



Enjoy the meal!

It is the best!


It was so delicious that it melted in my mouth!

The history archive centre

The history archive centre showed us some historical records of Amago Clan and Gassantoda Castle. After bearing them in mind, we will explore the site of Castle.



I see....



The history of ruined Gassantoda Castle

It is said that Taira No Kagekiyo transferred Hachiman-sha Shrine and built the Castle.

- 1392 Kyogoku Takanori appointed Amago Mochihisa, his nephew, as Shugodai (the acting Military Governor). After him, Amago Clan had built up the military force with this castle for generations.
- 1484 Amago Hisatsune was expelled because of his misconducts.
- 1486 Amago Hisatsune made a blindside attack and got back the castle. Hisatsune made some improvements of the castle.
- 1541 Amago Hisatsune had passed away.
- 1565 The Castle was surrounded by Mori Forces. Amago Clan barricaded themselves in the castle.
- 1565 The vassal of Mori Clan became the master of castle.

The ruin of Gassantoda Castle

The director of history archive centre said, 'it takes about two hours if you make a return trip to the top of the ruin of Gassantoda Castle on foot.' Listening to these words, Nakabori quickly showed her uneasy face and said 'can I go back?'

Now, let's make an attack to Toda Castle!



The president

Nakabori Sure!

Shimatani! Yes!

First of all,

1 'The tomb of Enya Okihisa' (the third son of Tsunehisa)



Okihisa rebelled against Tsunehisa, his father. But Okihisa was defeated and killed himself. This revolt came to make Amago Clan strengthen the power of Clan.

Next,

2 Senjohira



OK! I got it! It is a structure like walking around a mountain. (Shimatani)

4 Taikonodan



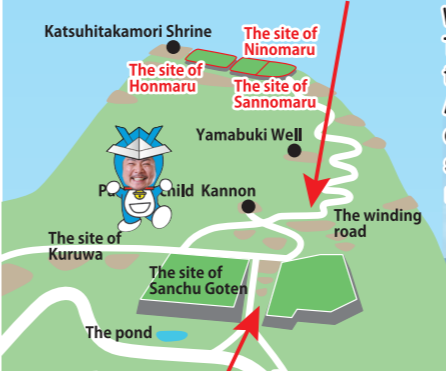
It was a place where the drums to announce the time were beaten. Now, the statue of Yukimori stands.

3 Amako Shrine



The three lords of Castle, Yamanaka Yukimori and ten brave warriors of the Amago Clan are enshrined.

From here, it became gradually steep. We were going to aim at and climb the the top of hill.



We got a nice weather as well with the excellent blue sky and clean air. The Toda Castle was also named as 'the Castle in the sky' and called as the most fortified castle which was the most impregnable. Because Amago Tsunehisa utilized the natural topography and made all kinds of devices. When I was moving to the top and thinking about that time, I was so scared because I was able to understand why this castle had such a name easily on my way to climb the slope.

You can leave me alone. Please make it sure to attack the mountain! (Nakabori)

5 From around here, I commanded a view of the top.



6 The view from the site of Honmaru



The marvellous view

I am starved! If I could have rice dumplings and some tea, it would be the best!

I am in full view to the base.



The position of castle enabled the enemy to find me easily. Solders could not have reached the top whichever way they had chosen (the president).

Eventually, I had arrived at 'Honmaru' the top.

When I went forward to the front of Honmaru, there was Katsuhitakamori Shrine.



I finally took a picture at the spiritual site of 'foreseeing your future'

Attacking a castle and so on... it made me 10 years older as well.